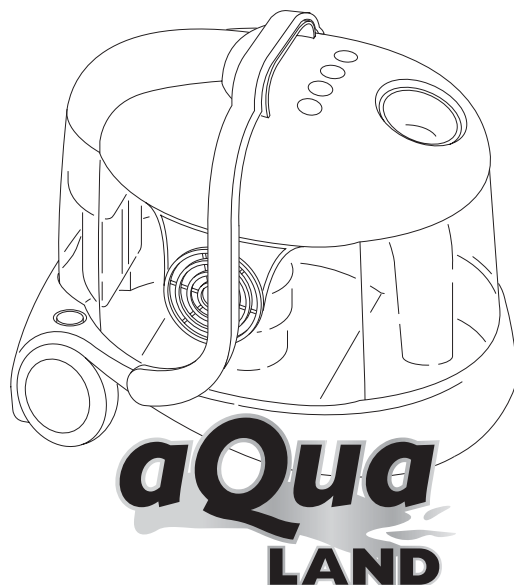


**WET-DRY VACUUM CLEANER
ASPIRATEUR POUSSIÈRES ET LIQUIDES
NASS-TROCKEN-SAUGER
ALLESZUIGER
ASPIRADORA POLVO –ASPIRADORA LÍQUIDOS
ASPIRADOR DE PÓ E LÍQUIDOS
ΗΛΕΚΤΡΙΚΗ ΣΚΟΥΠΑ ΥΓΡΩΝ/ΣΤΕΡΕΩΝ
TAKARÍTÓGÉP
ПЫЛЕСОС ДЛЯ СУХОЙ И ВЛАЖНОЙ УБОРКИ
MOKROSUCHÝ VYSAVAČ
ODKURZACZ SSĄCO-PIORĄCY
ΠΡΑΧΟΣΜΥΚΑÇΚΑ - ΑΠΑΡΑΤ ЗА ΙΖΣΜΥΚΒΑΗΕ ΗΑ ΤΕÇΗΟΤΗΗ
ASPIRATOR DE PRAF – ASPIRATOR DE LICHIDE**



**Operating instructions
Instructions d'utilisation
Bedienungsanleitung
Gebruiksaanwijzingen
Instrucciones para el uso
Manual de Instruções
Οδηγίες χρήσης
Kezelési utasítás
Инструкция по эксплуатации
Návod k použití
Instrukcja obsługi
Указания за употреба
Instrucţiuni de folosinţă**



ELECTRICAL CONNECTION (U.K. ONLY)

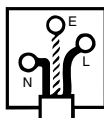
- A) If your appliance comes fitted with a plug, it will incorporate a 13 Amp fuse. If it does not fit your socket, the plug should be cut off from the mains lead, and an appropriate plug fitted, as below. Warning: Very carefully dispose of the cut off plug after removing the fuse: do not insert in a 13 Amp socket elsewhere in the house as this could cause a shock hazard. With alternative plugs not incorporating a fuse, the circuit must be protected by a 15 Amp fuse. If the plug is a moulded-on type, the fuse cover must be re-fitted when changing the fuse using a 13 Amp Asta approved fuse to BS 1362. In the event of losing the fuse cover, the plug must NOT be used until a replacement fuse cover can be obtained from your nearest electrical dealer. The colour of the correct replacement fuse cover is as marked on the base of the plug.
- B) If your appliance is not fitted with a plug, please follow the instructions provided below:

WARNING - THIS APPLIANCE MUST BE EARTHED


IMPORTANT

The wires in the mains lead are coloured in accordance with the following code:

Green and yellow	Earth
Blue	Neutral
Brown	Live



As the colours of the wires in the mains lead may not correspond with the coloured markings identifying the terminals in your plug, proceed as follows:

The green and yellow wire must be connected to the terminal in the plug marked with the letter E or the earth symbol  or coloured green or green and yellow.

The blue wire must be connected to the terminal marked with the letter N or coloured black.

The brown wire must be connected to the terminal marked with the letter L or coloured red.

