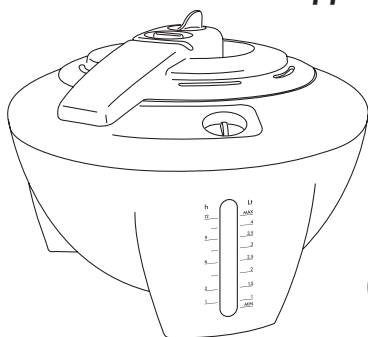
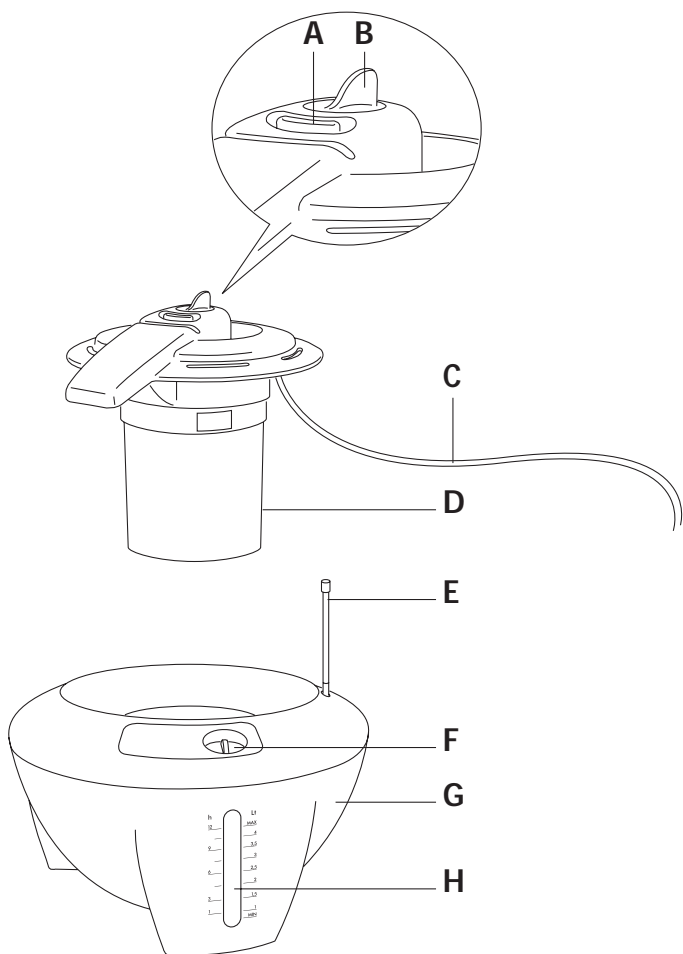


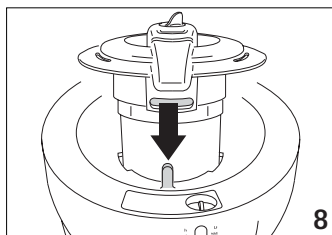
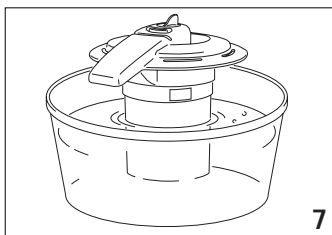
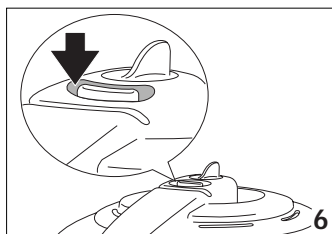
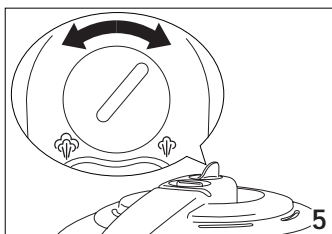
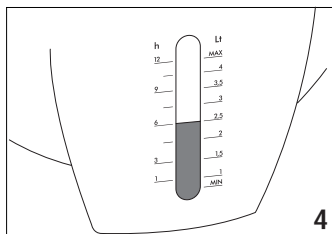
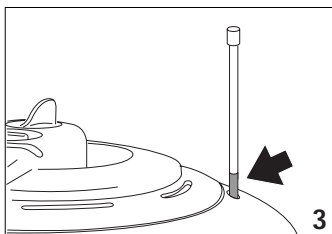
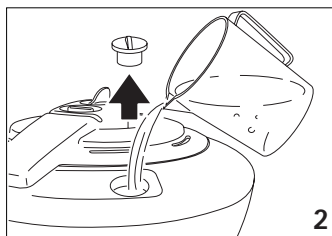
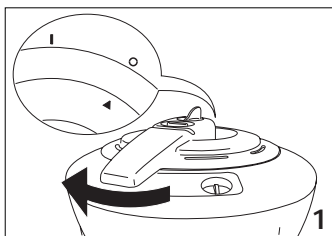
**UMIDIFICATORE A CALDO
WARM MIST HUMIDIFIER
HUMIDIFICATEUR À VAPEUR CHAUDE
WARMLUFT-BEFEUCHTER
WARME MIST LUCHTBEVOCHTIGER
HUMIDIFICADOR DE VAPOR CALIENTE
HUMIDIFICADOR A QUENTE**

**ΘΕΡΜΟΣ ΥΓΡΑΝΤΗΣ
ПАРОВОЙ УВЛАЖНИТЕЛЬ
MELEGPÁRÁSÍTÓ KÉSZÜLÉK
ZVLHČOVAČ NA PÁRU
NAWILŻACZ Z PODGRZEWANIEM
PARNI OVLAŽIVAČ ZRAKA
ELEKTRIČNI VLAŽILEC ZRAKA
ПАРОВ ОВЛАЖНИТЕЛ ЗА ВЪЗДУХ**



Istruzioni per l'uso
Instructions for use
Mode d'emploi
Gebrauchsanweisung
Gebruiksaanwijzing
Instrucciones para el uso
Instruções para o uso
ΟΟδηγίες χρήσης
Инструкции по эксплуатации
Használati utasítás
Návod k použití
Instrukcja obsługi
Upute za uporabu
Navodila za uporabo
Инструкции за употреба





ELECTRICAL CONNECTION (UK ONLY)

- A) If your appliance comes fitted with a plug, it will incorporate a 13 Amp fuse. If it does not fit your socket, the plug should be cut off from the mains lead, and an appropriate plug fitted, as below.

WARNING: Very carefully dispose of the cut off plug after removing the fuse: do not insert in a 13 Amp socket elsewhere in the house as this could cause a shock hazard.

With alternative plugs not incorporating a fuse, the circuit must be protected by a 15 Amp fuse.

WARNING - THIS APPLIANCE MUST BE EARTHED IMPORTANT


The wires in the mains lead are coloured in accordance with the following code:

Green and yellow:	Earth
Blue:	Neutral
Brown:	Live



If the plug is a moulded-on type, the fuse cover must be re-fitted when changing the fuse using a 13 Amp Asta approved fuse to BS 1362. In the event of losing the fuse cover, the plug must NOT be used until a replacement fuse cover can be obtained from your nearest electrical dealer. The colour of the correct replacement fuse cover is that as marked on the base of the plug.

- B) If your appliance is not fitted with a plug, please follow the instructions provided below:

As the colours of the wires in the mains lead may not correspond with the coloured markings identifying the terminals in your plug, proceed as follows: The green and yellow wire must be connected to the terminal in the plug marked with the letter E or the earth symbol  or coloured green or green and yellow.

The blue wire must be connected to the terminal marked with the letter N or coloured black. The brown wire must be connected to the terminal marked with the letter L or coloured red.