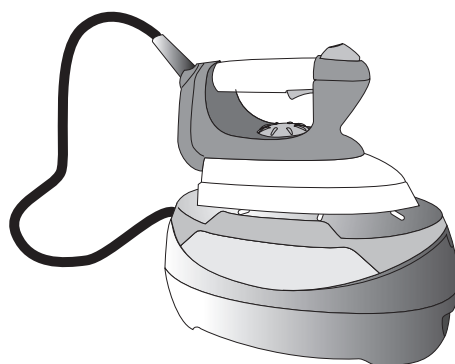
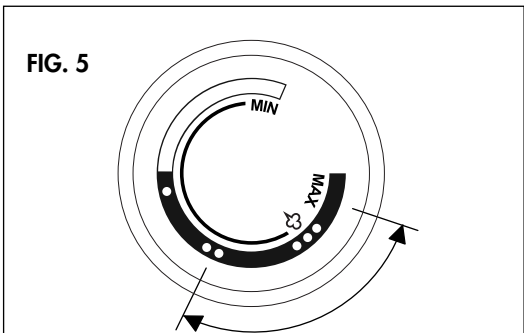
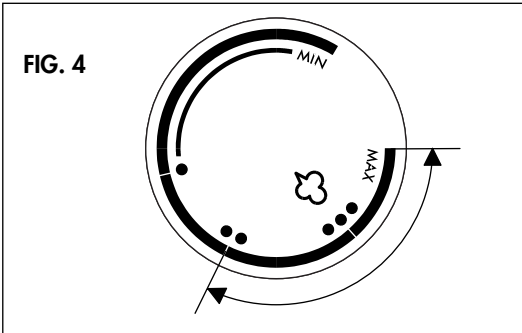
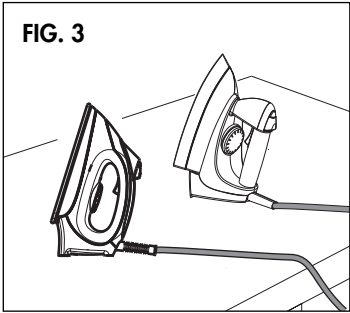
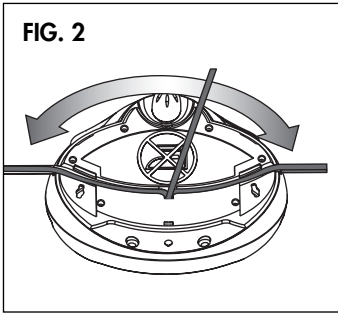
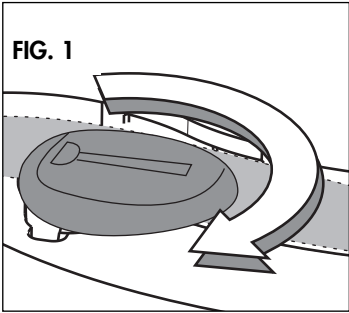


**IRONING SYSTEM  
CENTRALE DE REPASSAGE  
BÜGELSTATION  
SISTEMA STIRANTE  
STRIJKSYSTEEM  
CENTRO DE PLANCHADO  
SISTEMA DE ENGOMAR  
ΑΤΜΟΣΥΣΤΗΜΑ**



**Instructions  
Mode d'emploi  
Bedienungsanleitung  
Istruzioni per l'uso  
Gebruiksaanwijzingen  
Instrucciones para el uso  
Instruções de utilização  
Οδηγίες χρήσης**



**FIG. 6**

	GB	F	D	I	NL	E	P	GR
●	Acetate, acrylic, nylon, polyester, rayon	Acétate, acrylique, nylon, polyester, rayonne	Acetat, Acrylstoffe, Nylon, Polyester, Rayon	Acetato, acrilico, nylon, poliéster, rayon	Acetaat, acryl, nylon, polyester, rayon	Acetato, acrílico, nylon, poliéster, rayón	Acetato, acrílico, nylon, poliéster, rayon	Συνθετικά, Ακρυλικά, Νάilon, Πολυέστερ, Ραιγιόν
●●	Silk	Soie	Seide	Seta	Zijde	Seda	Seda	Μεταξωτά
●● ☼	Wool, cotto, fine linen	Laine, coton, lin fin	Wolle, Baumwolle, Leinen, feines Leinen	Lana, cotone, lino fino	Wol, katoen, fijn linnen	Lana, algodón, lino fino	Lã, algodão, linho fino	Μαλλίνα, βαμβακερά επτά, λινά
●●● ☼	Cotton, linen, starched, clothes	Coton, lin, tissus humectés amidonnés	Baumwolle, Leinen, gestärkte Stoffe	Coton, lino, tessuti inamidati	Katoen, linnen, gestijfde stoffe	Algodón, lino, tejidos almidonados	Algodão, linho, tecidos com goma	Βαμβακερά, λινά, βρεγμένα υφάσματα

## ELECTRICAL CONNECTION (UK ONLY)

- A) If your appliance comes fitted with a plug, it will incorporate a 13 Amp fuse. If it does not fit your socket, the plug should be cut off from the mains lead, and an appropriate plug fitted, as below.  
**WARNING:** Very carefully dispose of the cut off plug after removing the fuse: do not insert in a 13 Amp socket elsewhere in the house as this could cause a shock hazard.  
 With alternative plugs not incorporating a fuse, the circuit must be protected by a 15 Amp fuse.


### WARNING - THIS APPLIANCE MUST BE EARTHED IMPORTANT

The wires in the mains lead are coloured in accordance with the following code:

Green and yellow: Earth  
 Blue: Neutral  
 Brown: Live



- If the plug is a moulded-on type, the fuse cover must be re-fitted when changing the fuse using a 13 Amp Asta approved fuse to BS 1362. In the event of losing the fuse cover, the plug must NOT be used until a replacement fuse cover can be obtained from your nearest electrical dealer. The colour of the correct replacement fuse cover is that as marked on the base of the plug.  
 B) If your appliance is not fitted with a plug, please follow the instructions provided below:

As the colours of the wires in the mains lead may not correspond with the coloured markings identifying the terminals in your plug, proceed as follows:  
 The green and yellow wire must be connected to the terminal in the plug marked with the letter E or the earth symbol  or coloured green or green and yellow.  
 The blue wire must be connected to the terminal marked with the letter N or coloured black.  
 The brown wire must be connected to the terminal marked with the letter L or coloured red.

