

IRONING SYSTEM WITH PRESSURIZED BOILER

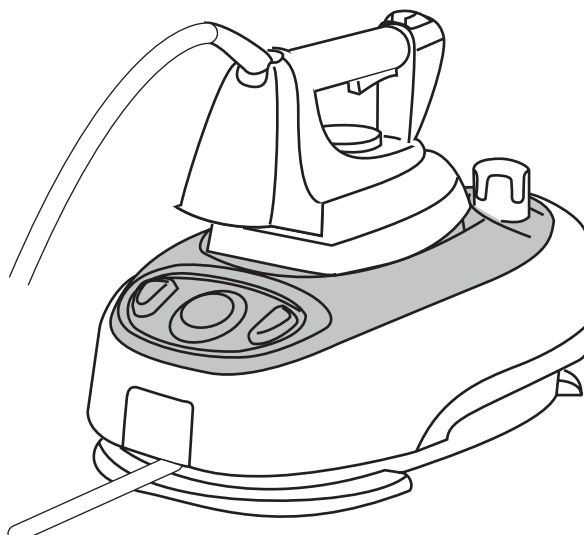
BÜGELSTATION MIT DRUCK-DAMPFKAMMER

**CENTRALE DE REPASSAGE AVEC CHAUDIÈRE SOUS
PRESSION**

**STRIJKSYSTEEM MET VERWARMINGSELEMENT ONDER
DRUK**

**SISTEMA PARA PLANCHAR CON CALDERA BAJO
PRESION**

**SISTEMA PARA PASSAR ROUPAS COM CALDEIRA
PRESSURIZADA**



Instructions for use

Mode d'emploi

Gebrauchsanleitung

Gebruiksaanwijzingen

Instrucciones para el uso

Instruções para a utilização

FIG. 1

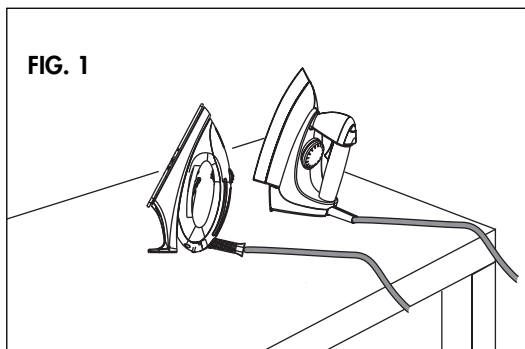


FIG. 2

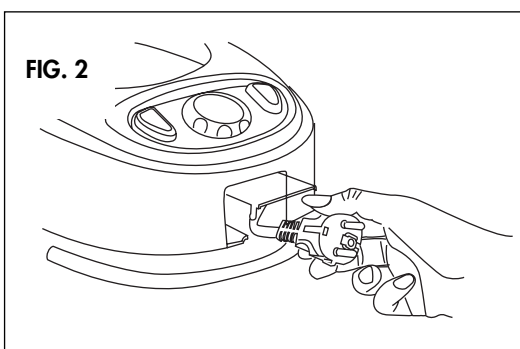


FIG. 3

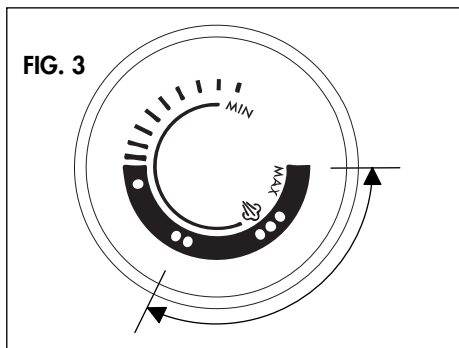


FIG. 3

	GB	F	D	NL	E	P
●	Acetate, acrylic, nylon, polyester, rayon	Acétate, acrylique, nylon, polyester, rayonne	Acetat, Acrylsstoffe Nylon, Polyester, Rayon	Acetaat, acryl, nylon, polyester, rayon	Acetato, acrílico, nylon, poliéster, rayón	Acetato, acrílico, nylon, poliéster, rayon
●●	Silk	Soie	Seide	Zijde	Seda	Seda
●● ☼	Wool, cotto, fine linen	Laine, coton, lin fin	Wolle, Baumwolle, feines Leinen	Wol, katoen, fijn linnen	Lana, algodón, lino fino	Lã, algodão, linho fino
●●● ☼	Cotton, linen, starched, clothes	Coton, lin, tissus humectés amidonnés	Baumwolle, Leinen, gestärkte Stoffe	Katoen, linnen, gestijfde stoffen	Algodón, lino, tejidos almidonados	Algodão, linho, tecidos com goma

ELECTRICAL CONNECTION (UK ONLY)

- A) If your appliance comes fitted with a plug, it will incorporate a 13 Amp fuse. If it does not fit your socket, the plug should be cut off from the mains lead, and an appropriate plug fitted, as below.
WARNING: Very carefully dispose of the cut off plug after removing the fuse: do not insert in a 13 Amp socket elsewhere in the house as this could cause a shock hazard.
 With alternative plugs not incorporating a fuse, the circuit must be protected by a 15 Amp fuse.

WARNING - THIS APPLIANCE MUST BE EARTHED IMPORTANT

The wires in the mains lead are coloured in accordance with the following code:


Green and yellow: Earth
 Blue: Neutral
 Brown: Live



If the plug is a moulded-on type, the fuse cover must be re-fitted when changing the fuse using a 13 Amp Asta approved fuse to BS 1362. In the event of losing the fuse cover, the plug must NOT be used until a replacement fuse cover can be obtained from your nearest electrical dealer. The colour of the correct replacement fuse cover is that as marked on the base of the plug.

- B) If your appliance is not fitted with a plug, please follow the instructions provided below:

As the colours of the wires in the mains lead may not correspond with the coloured markings identifying the terminals in your plug, proceed as follows:

The green and yellow wire must be connected to the terminal in the plug marked with the letter E or the earth symbol  or coloured green or green and yellow.

The blue wire must be connected to the terminal marked with the letter N or coloured black.

The brown wire must be connected to the terminal marked with the letter L or coloured red.

