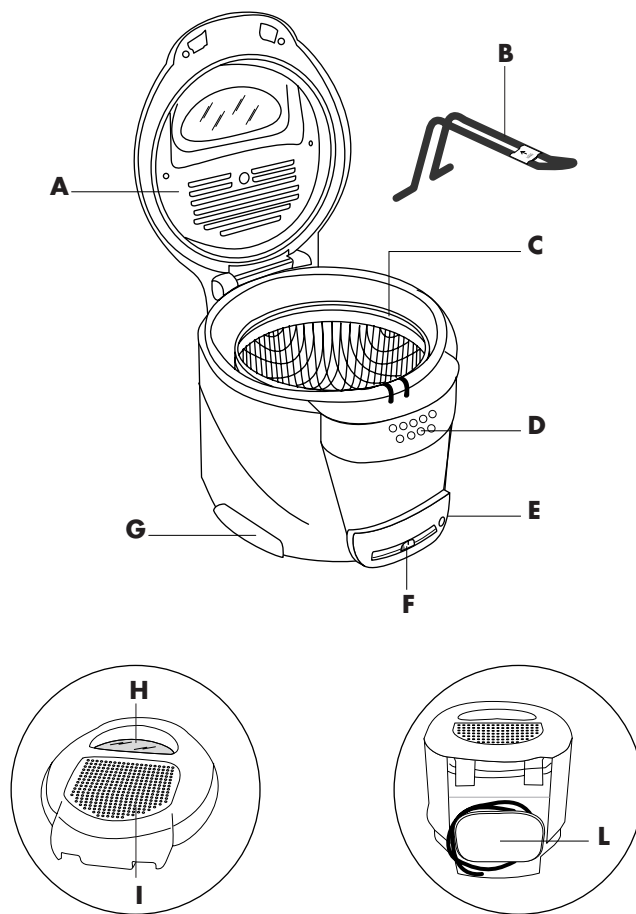


**ELECTRIC DEEP FRYER**  
***FRITEUSE ELECTRIQUE***  
**ELEKTRISCHE FRITEUSE**  
***FRIGGITRICE ELETTRICA***  
**ELEKTRISCHE FRITEUSE**  
***FREIDORA ELECTRICA***  
**FRITADEIRA ELECTRICA**  
***ΗΛΕΚΤΡΙΚΗ ΦΡΙΤΕΖΑ***

**Instructions for use**  
***Mode d'emploi***  
**Bedienungsanleitung**  
***Istruzioni per l'uso***  
**Gebruiksaanwijzingen**  
***Instrucciones para el uso***  
**Instruções**  
***Οδηγίες χρήσης***



### ELECTRICAL CONNECTION (U.K. ONLY)

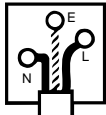
- A) If your appliance comes fitted with a plug, it will incorporate a 13 Amp fuse. If it does not fit your socket, the plug should be cut off from the mains lead, and an appropriate plug fitted, as below. **warning:** Very carefully dispose of the cut off plug after removing the fuse: do not insert in a 13 Amp socket elsewhere in the house as this could cause a shock hazard. With alternative plugs not incorporating a fuse, the circuit must be protected by a 15 Amp fuse. If the plug is a moulded-on type, the fuse cover must be re-fitted when changing the fuse using a 13 Amp Asta approved fuse to BS 1362. In the event of losing the fuse cover, the plug must NOT be used until a replacement fuse cover can be obtained from your nearest electrical dealer. The colour of the correct replacement fuse cover is that as marked on the base of the plug.
- B) If your appliance is not fitted with a plug, please follow the instructions provided below:

**WARNING - THIS APPLIANCE MUST BE EARTHED**


#### IMPORTANT

The wires in the mains lead are coloured in accordance with the following code:

Green and yellow	Earth
Blue	Neutral
Brown	Live



As the colours of the wires in the mains lead may not correspond with the coloured markings identifying the terminals in your plug, proceed as follows:

The green and yellow wire must be connected to the terminal in the plug marked with the letter E or the earth symbol  or coloured green or green and yellow.

The blue wire must be connected to the terminal marked with the letter N or coloured black.

The brown wire must be connected to the terminal marked with the letter L or coloured red.

