
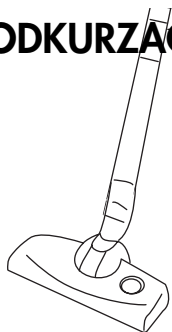
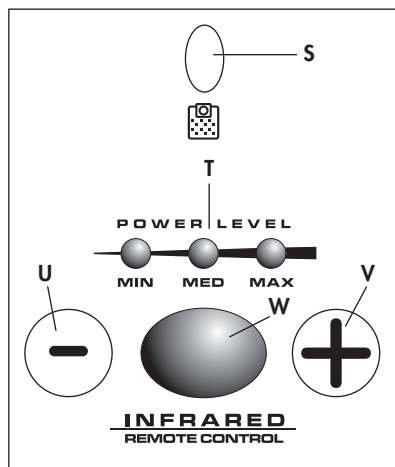


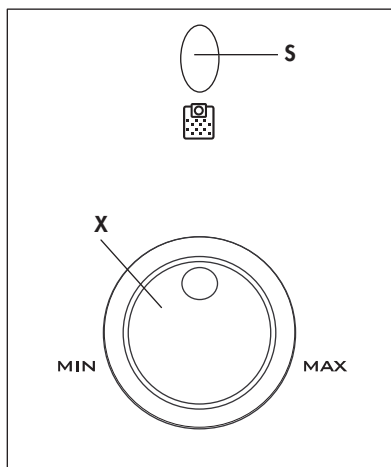
**ASPIRAPOLVERE**  
**EXTRACTION VACUUM CLEANER**  
**ASPIRATEUR**  
**STAUBSAUGER**  
**STOFZUIGER**  
**ASPIRADOR**  
**ASPIRADOR**  
**ΗΛΕΚΤΡΙΚΗ ΣΚΟΥΠ**  
**ПЫЛЕСОС**  
**PORSZÍVÓ**  
**VYSAVAČ**  
**ODKURZACZ**




**Istruzioni per l'uso**  
**Instructions**  
**Mode d'emploi**  
**Bedienungsanleitung**  
**Gebruiksaanwijzingen**  
**Instrucciones para el uso**  
**Instruções de utilização**  
**Οδηγίες χρήσης**  
**Инструкции по эксплуатации**  
**Használati utasítás**  
**Návod k použití**  
**Instrukcja obsługi**



**A**



**B**



## ELECTRICAL CONNECTION (U.K. ONLY)

- A) If your appliance comes fitted with a plug, it will incorporate a 13 Amp fuse. If it does not fit your socket, the plug should be cut off from the mains lead, and an appropriate plug fitted, as below.  
**WARNING:** Very carefully dispose of the cut off plug after removing the fuse: do not insert in a 13 Amp socket elsewhere in the house as this could cause a shock hazard. With alternative plugs not incorporating a fuse, the circuit must be protected by a 15 Amp fuse. If the plug is a moulded-on type, the fuse cover must be re-fitted when changing the fuse using a 13 Amp Asta approved fuse to BS 1362. In the event of losing the fuse cover, the plug must NOT be used until a replacement fuse cover can be obtained from your nearest electrical dealer.  
 The colour of the correct replacement fuse cover is that as marked on the base of the plug.
- B) If your appliance is not fitted with a plug, please follow the instructions provided below:

### IMPORTANT

The wires in the mains lead are coloured in accordance with the following code:

Blue:	Neutral
Brown:	Live

As the colours of the wires in the mains lead of this appliance may not correspond with the coloured markings identifying the terminals in your plug, proceed as follows:

The wire which is coloured blue must be connected to the terminal which is marked with the letter N or coloured black.

The wire which is coloured brown must be connected to the terminal which is marked with the letter L or coloured red.

