

**SISTEMA STIRANTE
IRONING SYSTEM WITH PRESSURIZED STEAM
GENERATOR
ΣΥΣΤΗΜΑ ΣΙΔΕΡΩΜΑΤΟΣ**



**Istruzioni per l'uso
Instructions
Οδηγίες Χρήσης**

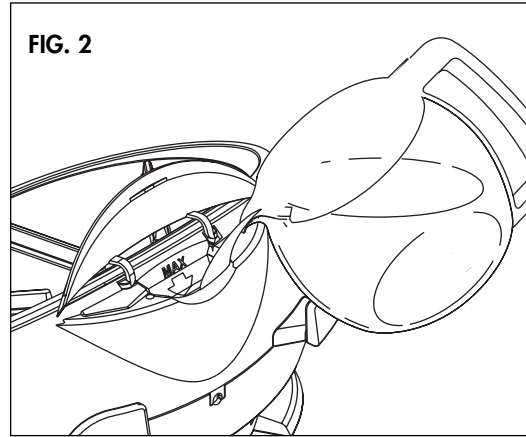
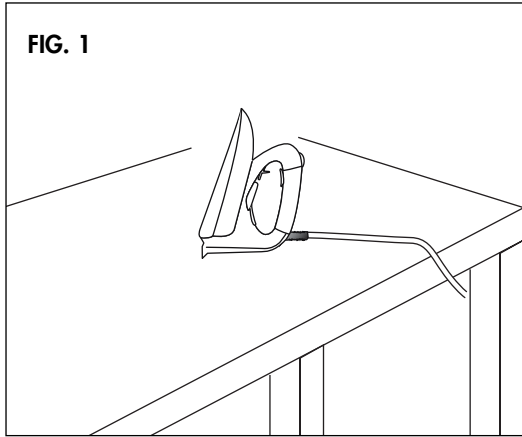
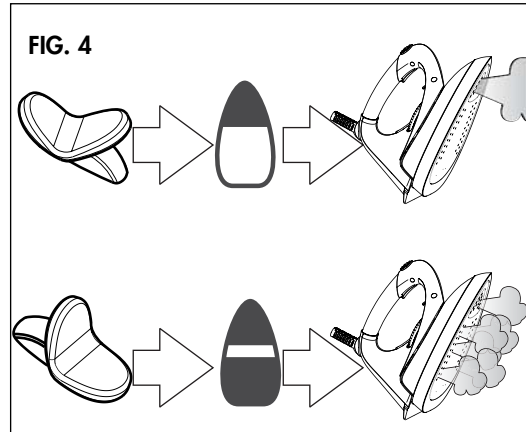


FIG. 3

	I	GB	GR
●	Acetato, acrílico, nylon, poliestere, rayon	Acetate, acrylic, nylon, pol- yester, rayon	Συνθετικά, Ακρυλικά, Νάιλον, Πολυέστερ, Ραιγιόν
● ●	Seta	Silk	Μεταξώτά
● ● ✿	Lana, cotone, lino fino	Wool, cotto, fine linen	Μαλλίνα, βαμβακεράλ επτα, λίνα
● ● ● ✿	Coton, lino, tessuti inamidati	Cotton, linen, starched, clothes	Βαμβακερά, λίνα, βρεγμένα υφάσματα



ELECTRICAL CONNECTION (UK ONLY)

- A) If your appliance comes fitted with a plug, it will incorporate a 13 Amp fuse. If it does not fit your socket, the plug should be cut off from the mains lead, and an appropriate plug fitted, as below.
WARNING: Very carefully dispose of the cut off plug after removing the fuse: do not insert in a 13 Amp socket elsewhere in the house as this could cause a shock hazard.
 With alternative plugs not incorporating a fuse, the circuit must be protected by a 15 Amp fuse.

WARNING - THIS APPLIANCE MUST BE EARTHED
IMPORTANT


The wires in the mains lead are coloured in accordance with the following code:

Green and yellow: Earth
 Blue: Neutral
 Brown: Live



- If the plug is a moulded-on type, the fuse cover must be re-fitted when changing the fuse using a 13 Amp Asta approved fuse to BS 1362. In the event of losing the fuse cover, the plug must NOT be used until a replacement fuse cover can be obtained from your nearest electrical dealer. The colour of the correct replacement fuse cover is that as marked on the base of the plug.
- B) If your appliance is not fitted with a plug, please follow the instructions provided below:

As the colours of the wires in the mains lead may not correspond with the coloured markings identifying the terminals in your plug, proceed as follows:

The green and yellow wire must be connected to the terminal in the plug marked with the letter E or the earth symbol  or coloured green or green and yellow.
 The blue wire must be connected to the terminal marked with the letter N or coloured black.
 The brown wire must be connected to the terminal marked with the letter L or coloured red.

