

WITH REGARD TO THIS MANUAL

This appliance is made in conformity with appropriate European Regulations in force, to protect the user wherever possible from potential hazards. Even if you are familiar with this type of appliance, carefully read this manual before use. Only use this appliance for the purpose it is designed for in order to prevent accidents and damage. Keep this manual close by for future consultation. If you should decide to give this appliance to other people, remember to also include these instructions.

INTENDED USE

You can use the appliance for boiling water only. Any other use of the appliance is not intended by the Manufacturer who does not accept any responsibility for damages of any kind caused by improper use of the appliance itself. Improper use also results in any form of warranty being forfeited.

WARNINGS ON BURNS

- Never fill the appliance beyond the maximum limit; there is a risk of boiling water spilling out.
- Be careful not to come into contact with the hot water while preparing beverages or cleaning; danger of burns.
- When filling the kettle, avoid contact with the steam that escapes from the spout and lid.
- **WARNING:** do not open the lid of the kettle while water is boiling.
- Lift the kettle by its handle.
- During use, the appliance heats up. Avoid contact with the kettle.

IMPORTANT SAFEGUARDS

READ THESE INSTRUCTIONS CAREFULLY.

- This appliance is designed solely for household and similar uses such as:
 - in cooking areas used by personnel of shops, offices and other professional environments;
 - on farms;
 - guests of hotels, motels and other residential environments;
 - bed and breakfast type of environments.
- We decline any responsibility resulting from misuse or any use other than those covered in this booklet.
- We suggest you keep the original box and packaging, as our free-of-charge service does not cover any damage resulting from inadequate packaging of the product when this is sent back to an Authorised Service Centre.
- Using accessories not recommended or not supplied by the manufacturer of the appliance may entail risks of fire, electric shock or injuries to people.
- The appliance complies with Regulation (EC) No 1935/2004 of 27/10/2004 on the materials in contact with food.
- This appliance can be used by children aged from 8 years and above and persons with reduced physical, sensory or mental capabilities or lack of experience and knowledge if they have been given supervision or instruction concerning use of the appliance in a safe way and understand the hazards involved. Cleaning and maintenance by the user must not be carried out by children unless they are older than 8 years and are monitored during the operation. Always keep the appliance and the power cord out of the reach of children under the age of 8 years.
- Children shall not play with the appliance or its components.

• SAVE THESE INSTRUCTIONS FOR FUTURE REFERENCE.

DESCRIPTION OF THE APPLIANCE

A - Lid	E - Power supply base
B - ON-OFF button	F - Lid opening handle
C - Kettle	G - Scale filter
D - Water level indicator	H - Cord storage device

PRELIMINARY PHASES FOR USE

Starting the appliance

Before connecting the appliance to the mains check that the voltage indicated on the rating plate under the appliance matches with the local mains. Place the appliance on a horizontal and stable surface.

- **Warning!**
Do not place the appliance or power cord close to or on top of hot electric or gas cookers, or close to a microwave oven. Prevent the cord from protruding beyond the edge of the table or surface. Prevent children from grabbing the cord, in this way tipping over the appliance.
- If the power cord is too long, wrap it around the power supply base cord storage device (Fig. 2). The cable must not touch the hot parts of the appliance.
- Position the appliance so that children cannot reach the hot parts.

INSTRUCTIONS FOR USE

- **Warning!**
The water filling and emptying operations must be performed with the kettle separated from the power supply base. Before connecting or disconnecting the appliance from the electrical outlet, check that the ON/OFF lever is upward in the off position. Do not use the kettle without water.

Boil the water the first time the appliance is turned on. Empty and rinse the kettle. Repeat the operation two or three times.

1. Pull the handle (F) upward to open the lid. Fill the kettle with cool tap water until the desired level.

Do not go past the MAX level.

2. Close the cover. Place the kettle on the power supply base (E).
 3. Insert the plug into the socket, which must be earthed.
 4. Press the ON/OFF button (B).
 5. When the water reaches a boil, the appliance automatically turns off.
- **Warning!**
do not open the lid while the water is boiling. Danger of splashing from boiling water.
 - 6. Lift the kettle from the power base and pour the water.
 - 7. Empty any water remaining in the kettle after every use. To boil water again, wait a few seconds to allow the boil dry protection device to reset.
- Any drops of water under the kettle is entirely normal: it is only condensation.**
- CLEANING THE APPLIANCE

- **Warning!**
All cleaning operations described below must be made with power off and the electrical plug disconnect from the power outlet. Regular maintenance and cleaning preserve and maintain the appliance efficient for a longer period. Never wash the appliance components in the dishwasher. Do not use direct jets of water. Each cleaning and maintenance operation should be performed when the unit is completely cooled.

Cleaning the kettle and power supply base

- **Warning!**
Do not wash the appliance in a dishwasher. Clean the appliance using a damp non-abrasive cloth and then dry it.

Removing lime

Good maintenance and regular cleaning preserve and maintain the appliance operating efficiently for a longer period greatly reducing the risk of scale formation inside the appliance. If despite this, after some time, the appliance operation is compromised, due to constant use of hard and very calcareous water, the appliance can be decalcified to eliminate the malfunction. For this purpose you must use only the Ariete citric acid-based decalcifying products (NOCAL). This product can be easily found in the Ariete technical assistance service centres. Ariete does not accept any responsibility for damage to internal components caused by the use of non-conforming products due to the presence of chemical additives. If a descaling is required, observe the directions on the instruction sheet of the descaling product.

SETTING THE MACHINE OUT OF SERVICE

In the case of decommissioning of the appliance, it must be electrically disconnected. Cut the power cord. In case of scrapping you will be required to separate the various materials used in the construction of the appliance and dispose of them according to their composition and to the applicable laws in the country of use.

IMPORTANT INFORMATION FOR CORRECT DISPOSAL OF THE PRODUCT IN ACCORDANCE WITH EC DIRECTIVE 2021/19/UE



At the end of its working life, the product must be not disposed of as urban waste. It must be taken to a special local authority differentiated waste collection centre or to a dealer providing this service. Disposing of a household appliance separately avoids possible negative consequences for the environment and health deriving from inappropriate disposal and enables the constituent materials to be recovered to obtain significant savings in energy and resources. As a reminder of the need to dispose of household appliances separately, the product is marked with a crossed-out wheeled dustbin.

WARRANTY

PLEASE AFFIX YOUR RECEIPT/PROOF OF PURCHASE HERE.

IN THE EVENT OF A CLAIM UNDER THIS WARRANTY THE AFORESAID RECEIPT/PROOF OF PURCHASE MUST BE PRODUCED TOGETHER WITH THIS WARRANTY.

Mode number	(Lot number:)
Product name	
Date of purchase	
Place of purchase	

1. The party selling the product ("the seller") to the original purchaser of this product ("the customer") hereby warrants that this product will be of good quality and, in good working order and, free of defects and suitable for its intended purpose under normal household use, for a period of 1 (one) year from the date of purchase ("warranty period") of this product.
2. In the event that the warranty period has not lapsed and the product is not of a good quality, or in good working order or, is defective or is not suitable for its intended purpose under normal household use, the customer may, subject to paragraph 3 below, return the product to the seller and have the following options available:
 - 2.1 Within the first 6 (six) months of the warranty: to receive a refund of the actual price paid or exchange the product for the same or similar product of the same purchased value;
 - 2.2 Within the second 6 (six) months of the warranty: to have the product exchanged for the same or similar product of the same purchased value.
3. The seller will not replace the product or refund the customer in terms of this warranty if the product:
 - 3.1 has been altered contrary to the instructions provided in the product manual;
 - 3.2 has been misused, abused or tampered with;
 - 3.3 is defective or not in working order due to ordinary wear and tear;
 - 3.4 is damaged resulting from the customer's gross negligence, recklessness, malicious behavior or criminal conduct;
 - 3.5 has been utilised for commercial use.
4. This warranty applies only to the product that has been purchased from the seller and not to any expendables attached to or installed on the product by the customer.
5. Any claim in terms of this warranty must be supported by the original proof of purchase.
6. Note that the exchange item will only carry the balance of the warranty period as from the original date of purchase.
7. Spares: selected spares can be purchased from.

ServiceTec
10 Saddle Drive
Woodmead Office Park
Woodmead

Email: spares.za@delonghigroup.com
Tel: +27 11 474 0153

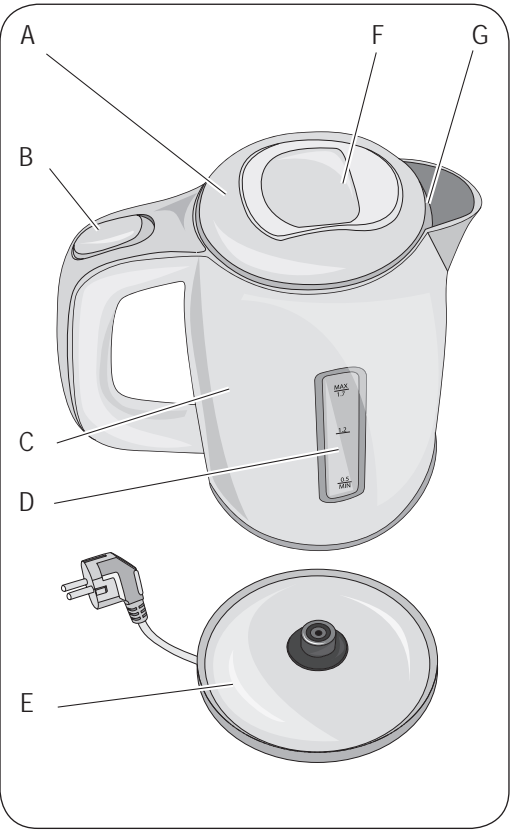


Fig. 1

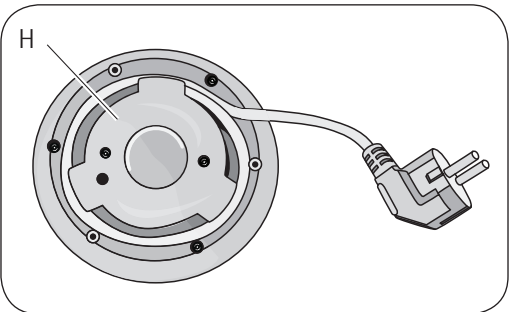


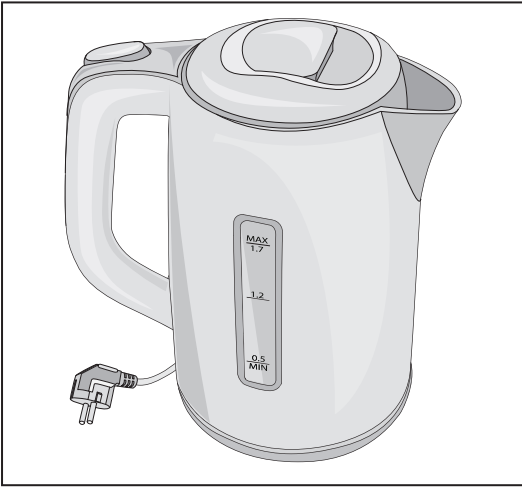
Fig. 2

Internet: www.ariete.net
E-Mail: info@ariete.net
50013 Campi Bisenzio FI - Italy
Via San Quirico, 300
Divisione Commerciale Ariete
De'Longhi Appliances Srl

Ariete

Numero Verde 800-060965

COD. 6365100900 REV. 0 del 29/03/2023



Kettle