



Everyday Amazing



Everyday Amazing

User Manual

Contents

Great care has gone into the manufacture of this product and it should therefore provide you with years of good service when used correctly. In the event of product failure within it's intended use over the course of the first 3 years after date of purchase, we will remedy the problem as quickly as possible once it has been brought to our attention. In the unlikely event of such an occurrence, or if you require any information about the product, please contact us via our helpline support services, details of which are to be found both in this manual and on the product itself.



PRODUCED IN CHINA FOR:
ALDI STORES LTD. PO BOX 26, ATHERSTONE
WARWICKSHIRE, CV9 2SH.

ALDI STORES (IRELAND) LTD.
PO BOX 726, NAAS, CO. KILDARE.
visit us at www.aldi.com

AFTER SALES SUPPORT

GB 01924 481053 IRE customerservice@advancedhomewares.co.uk
IRE 01 4968036 IRE kenilworthelec@eircom.net

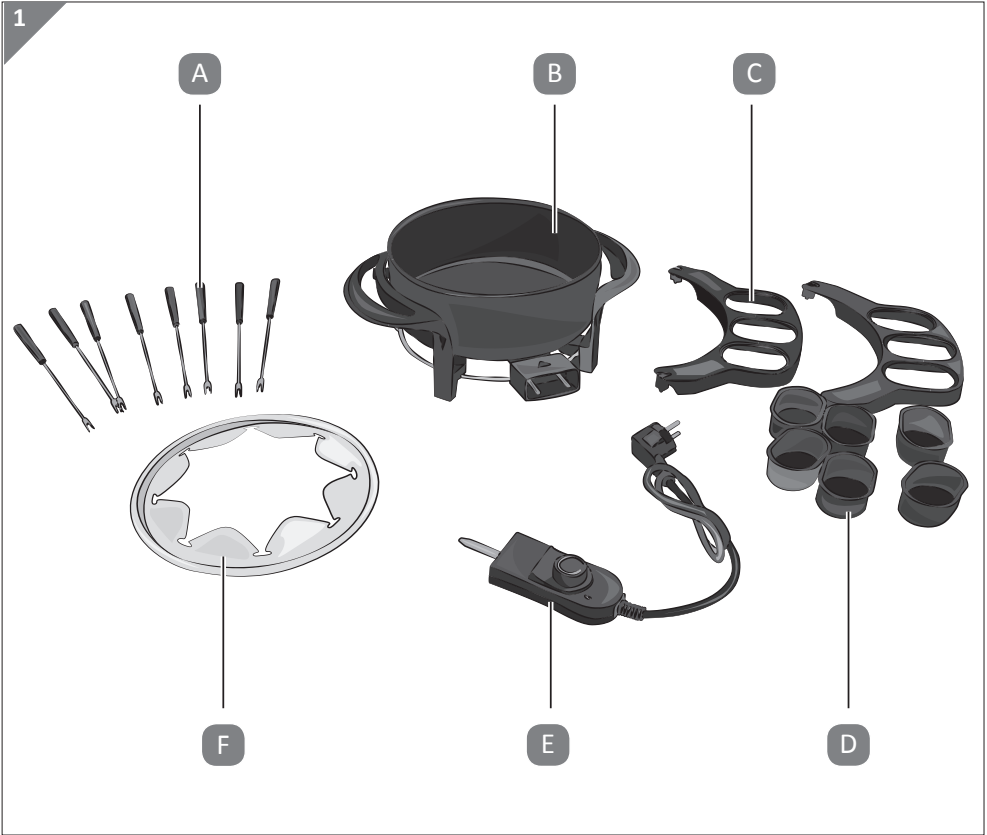
Model: 792 Product Code: 707885 12/2020



AMBIANO ELECTRIC FONDUE MAKER



Content	
Intended use.....	7
Residual risks.....	7
Compliance to EU Directives.....	8
Important safeguards.....	8
Before use	11
Instructions for use.....	13
Cleaning and maintenance	14
Setting the machine out of service	15
Technical Data	16
Disposal of Waste	16



Description of the appliance

- A 8 x fondue forks with coloured ends
- B Fondue Pot with non-stick coating
- C 2 x pot holders for dipping station
- D 6 x dipping pots
- E Removable temperature probe with power cord
- F Safety splatter ring

With regards to this manual

Carefully read these warnings and use the appliance only for the use it is designed for in order to prevent accidents and damage. Keep this manual close by for future consultation. If you should decide to give this appliance to other people, remember to also include these instructions.

The information in this manual is marked with the following symbols and words that indicate:



Risk of injury

DANGER

Warns the user on the possible risk of serious injury



Risk of electric shock

WARNING

Warns the user on the possible risk of injury or serious property damage



Risk of burns

CAUTION

Warns the user on the possible risk of minor injury



Risk of material damage

NOTE

Warns the user on the possible risk of material damage

This manual is available in electronic format on the website.

INTENDED USE

The appliance must be used to prepare fondue. The appliance has been designed for home use only and must not be used for commercial or industrial purposes.

Any other use of the appliance is not intended by the Manufacturer who does not accept any responsibility for damages of any kind caused by improper use of the appliance itself.

Improper use also results in any form of warranty being forfeited.

RESIDUAL RISKS



WARNING

RISK OF BURNS. The constructive characteristics of the appliance, covered by this publication, do not allow to protect the user from possible contact with the hot surface of the fondue pot both during the intended use and in the minutes following its switching off.

COMPLIANCE TO EU DIRECTIVES

This appliance conforms to the directives 2014/35/EU, EMC 2014/30/EU, 2011/65/EU and 2015/863/EU. To dispose of the product correctly according to European Directive 2012/19/EU, please refer to and read the provided information enclosed with the product.

IMPORTANT SAFEGUARDS

READ THESE INSTRUCTIONS BEFORE USE.

ALWAYS KEEP THESE INSTRUCTIONS.

1. We decline any responsibility resulting from misuse or any use other than those covered in this booklet.
2. We suggest you keep the original box and packaging, as our free-of-charge service does not cover any damage resulting from inadequate packaging of the product when this is sent back to an Authorised Service Centre.
3. The appliance is intended to be used in household and similar applications such as:
 - > staff kitchen areas in shops, offices and other working environments;
 - > farm houses;
 - > by clients in hotels, motels and other residential type environments;
 - > bed and breakfast type environments.



Danger for children

4. This appliance can be used by children aged from 8 years and above and persons with reduced physical, sensory or mental capabilities or lack experience or knowledge if they have been given supervision or instruction concerning use of the appliance in a safe way and understand the hazards involved.
5. Do not leave the packaging near children because it is potentially dangerous.
6. Children shall not play with the appliance or its components.

7. Cleaning and maintenance by the user must not be carried out by children unless they are older than 8 years and are monitored during the operation.
8. Always keep the appliance, removable temperature probe and the power cord out of the reach of children under the age of 8 years.

**Danger of electric shock**

9. Make sure that the voltage on the appliance rating plate corresponds to that of your local mains electricity supply.
10. Always connect the appliance to an earthed socket.
11. Do not connect the removable temperature probe to the appliance if your hands are wet or if you are barefoot.
12. Never leave the appliance unattended when connected to the power supply; unplug it after every use.
13. Make sure that the power cord does not come into contact with hot or sharp surfaces.
14. It is not recommended to use this appliance in conjunction with an extension cord.
15. Remove the plug from the power outlet before cleaning or maintenance.
16. Do not immerse the appliance in water or other liquids.

**Danger of burns**

17. Do not touch the metal parts of the appliance when in operation and for several minutes after it is turned off since it could cause burns.
18. All cleaning operations must be performed when the hot parts have cooled.



19. The fondue pot gets very hot during use. Avoid contact with metal parts as there is a danger of burns. The appliance must always be positioned on a stable, level, heat resistant surface during use. Use the handles to lift the fondue pot.

**Danger of damage originating from other causes**

20. Never leave the appliance unattended when it is connected to the power supply.
21. Turn on the appliance only when it is in working position.
22. Choose an adequately illuminated and clean room with easily accessible power outlet.
23. During use, rest the appliance onto a horizontal surface.
24. The appliance must be used and left at rest on a stable surface.
25. Do not use this unit on or near a heat source such as a hob or naked flame.
26. The appliance is not to be used if it has been dropped, if there are visible sign of damage. Do not use the appliance if the power cord or the plug are damaged, or if the appliance is faulty. To prevent any accident, all repairs, including the replacement of the power cord, must be carried out by an Authorised Service Centre or by suitably qualified personnel.

**Danger of material damage**

27. Place the appliance on a work surface that bears a temperature of at least 90°C (194°F). Do not place the appliance on delicate surfaces.
28. When the appliance is hot, do not rest it onto the power cord. Take special care in ensuring that the cable and the cord do not come into contact with the hot surface.
29. Do not pull the power cord to unplug the appliance. Do not pull the power cord to remove the temperature probe from the appliance.
30. Do not expose the appliance to atmospheric agents (rain, sun ...).
31. Do not use the appliance outdoors.
32. The appliance must not be power supplied by external timers or separate remote-controlled systems.

33. To avoid the risk of fire do not position the fondue pot under hanging kitchen cabinets as the unit releases heat. Also make sure that the appliance has sufficient space around it and does not come into contact with flammable materials.
34. Only use the supplied removable temperature control probe, no other types of temperature control probe should be used in any circumstances.
35. Only use accessories recommended by the supplier. The use of other accessories may result in damage to the appliance and will invalidate the guarantee.
36. Do not move the appliance whilst it is switched on or is still hot once cooking has ended. Turn off the appliance and wait until the fondue pot has cooled down completely before moving and cleaning it.
37. Repairs may only be carried out by a qualified electrician. Never attempt to repair the appliance yourself as this could lead to an electrical hazard and invalidate the guarantee.

BEFORE USE

⚠ CAUTION

Risk of material damage. Do not place the appliance or power cord close to or on top of hot electric or gas cookers, or close to a microwave oven.

Prevent the cord from protruding beyond the edge of the table or surface. Prevent children from grabbing the cord, in this way tipping over the appliance.

Do not place the appliance near surfaces, materials or containers of flammable substances.

When using the appliance for the first time, it may happen that give off a slight odour and a bit of smoke. This is normal.

- Wash the accessories with hot water and detergent. Dry thoroughly with a soft cloth.
- Clean the fondue pot with a damp cloth and then dry it.

Pre-heating

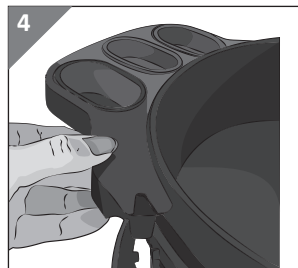
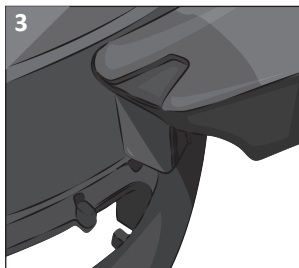
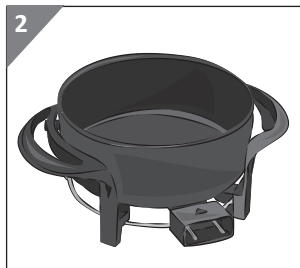
Before using the appliance it is necessary to make the warm-up.

- Insert the removable temperature control probe securely into the connection socket (Fig. 5).
- Set the dial on the probe to MIN.
- Insert the plug into the outlet.
- Use the dial on the probe to change the temperature from MIN to MAX.

Heat the unit on the MAX setting for 5 minutes prior to first use, this will burn off any manufacturing dust and oil from the heating elements.

⚠ DANGER

Risk of burns. Danger of contact with hot surfaces. The fondue pot and safety splatter ring can become very hot. Do not touch hot surfaces with bare hands. Use oven mitts.



Assembling

- Place the unit on a stable, level, heat resistant surface where it can easily be plugged into an electrical socket (Fig. 2).
- Use handles to move the fondue pot.

DANGER

Do not move the fondue pot after installing the pot holders. The handles are not accessible.

- Attach the pot holders to the front and back of the unit and secure by turning the small dial underneath (Fig. 3).
- Insert the small pots into the recesses (Fig. 4).

INSTRUCTIONS FOR USE

- To prepare fondue, fill the fondue pot (B) with cheese. Respect the MAX limit indicated. **Do not fill the fondue pot above the max fill mark.**

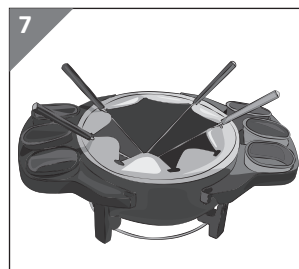
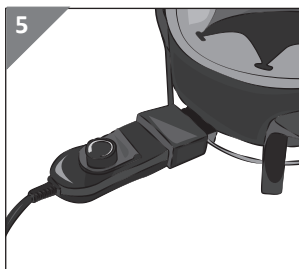
- Insert the removable temperature control probe securely into the connection socket (Fig. 5). Insert the plug into mains socket and switch on.
- Use the dial on the probe to change the temperature from MIN to MAX.

The thermostat regulates a constant temperature. The thermostat indicator light will click on and off during use. This is normal and is just the temperature being constantly adjusted to maintain the desired warming temperature.

DANGER

Risk of burns. Danger of contact with hot surfaces. The fondue pot and the safety splatter ring can become very hot. Do not touch hot surfaces with bare hands. Use oven mitts.

- Place the safety splatter ring (F) on the fondue pot (B) (Fig. 6).
- Insert the forks into the recesses around the ring (Fig. 7).
- Add dipping ingredients into the small pots around the unit.



CLEANING AND MAINTENANCE

Regular maintenance and cleaning preserve and maintain the appliance efficient for a longer period.

DANGER

Risk of electric shock. All cleaning operations described below must be made with power off and the electrical plug disconnect from the power outlet.

If you drop or damage your product, do not use until it has been inspected by a qualified electrician

CAUTION

Risk of burns. Each cleaning and maintenance operation should be performed when the unit is completely cooled.

There are no user serviceable parts inside this appliance.

Cleaning the fondue pot

DANGER

Risk of electric shock. Don't immerse the fondue pot or the temperature probe in water.

CAUTION

Risk of material damage. Don't use aggressive products or solvents that may damage the plastic.

Remove the probe from the unit. Wash the appliance using a slightly wet, non-abrasive cloth, water and few drops of a non-aggressive product.

Cleaning the accessories

DANGER

Never wash the accessories of the appliance in the dishwasher. Do not use direct jets of water.

All accessories in contact with food must be cleaned regularly, each time they are used. Wash the accessories with warm water and mild cleansers. Don't use abrasive sponges.

SETTING THE MACHINE OUT OF SERVICE

- Unplug the unit from the electric outlet.
- Cut the power cord.

In the case of decommissioning of the appliance, it must be electrically disconnected. To dispose of the appliance as a waste, cut the power cord.

In case of scrapping you will be required to separate the various materials used in the construction of the appliance and dispose of them according to their composition and to the applicable laws in the country of use.

TECHNICAL DATA

Nominal voltage: 220-240V~
Nominal frequency: 50/60Hz
Nominal power: 1000W

DISPOSAL OF WASTE



The product packaging is made of recyclable materials. The packaging material can be taken to public recycling collection points.



Old appliances do not belong in household waste! To comply with current legislation, old appliances, having reached the end of their useful lives, should be taken to a disposal facility where they can be sorted.



In this way, any valuable material contained in the old appliances can be recycled and the environment protected. Responsible local authorities or their waste disposal operators can provide further information.



WARRANTY CARD

Electric Fondue Maker

Your personal details:

Name _____

Address _____



Email _____

Date of purchase* _____

* We recommend you keep the receipt with this warranty card

Location of purchase _____

Description of malfunction:**Return your completed warranty card to:**

Jaleno Europe Limited
Roe Head House
Far Common Road
Mirfield
West Yorkshire
WF14 0DQ
England

Kenilworth Electrical
253 Harolds Cross Road,
Dublin, Ireland
kenilworthelec@eircom.net

AFTER SALES SUPPORT

01924 481053



01 4968036



customerservice@advancedhomewares.co.uk



kenilworthelec@eircom.net

MODEL: 792 PRODUCT CODE: 707885, 12/2020

3**YEAR
WARRANTY**

Warranty conditions

Dear Customer,

The **ALDI warranty** offers you extensive benefits in addition to your statutory rights:

Warranty period: **3 years from date of purchase.**
 6 months for wear parts and consumables under
 normal and proper conditions of use
 (e.g. rechargeable batteries).

Costs: Free repair/exchange or refund.
 No transport costs.

Hotline: No additional charge for fixed network calls.

ADVICE: Please contact our service hotline by phone, e-mail or fax before sending in the device. This allows us to provide support in the event of possible operator errors.

In order to make a claim under the warranty, please send us:

- the original receipt and the warranty card properly completed.
- the product with all components included in the packaging.

The warranty does not cover damage caused by:

- **Accident or unanticipated events** (e.g. lightning, water, fire).
- **Improper use or transport.**
- **Disregard of the safety and maintenance instructions.**
- **Other improper treatment or modification.**

After the expiry of the warranty period, you still have the possibility to have your product repaired at your own expense. If the repair or the estimate of costs is not free of charge you will be informed accordingly in advance.

This warranty does not affect your statutory rights.